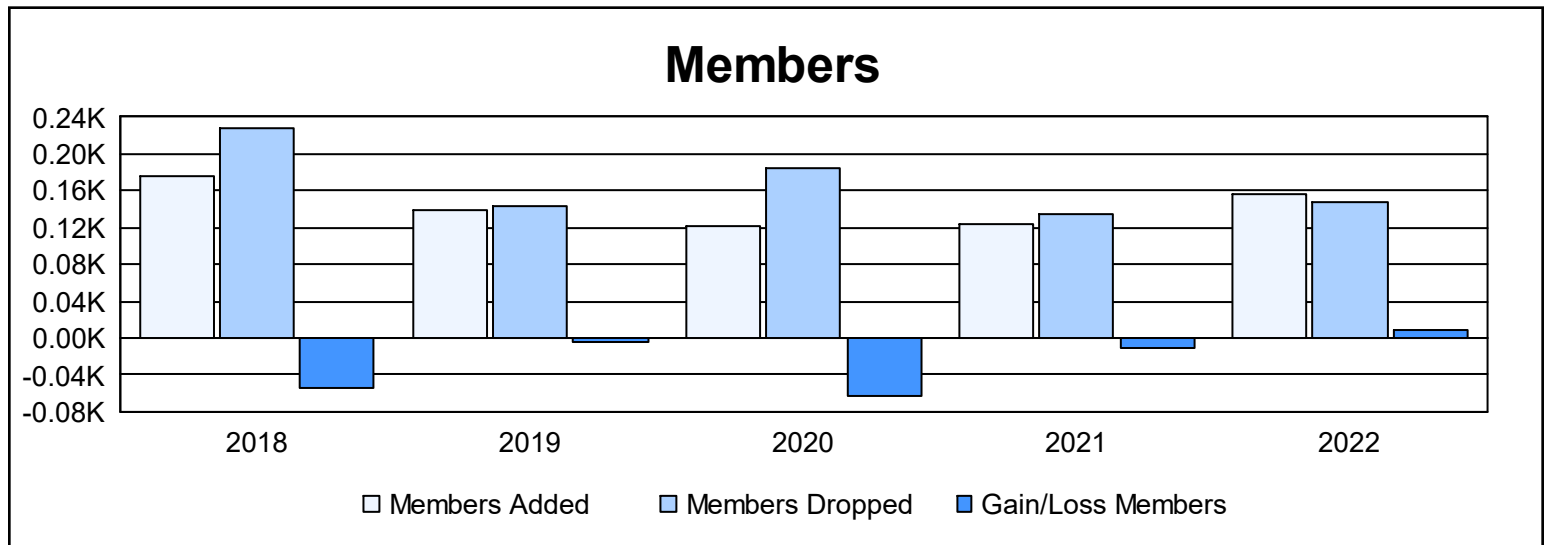
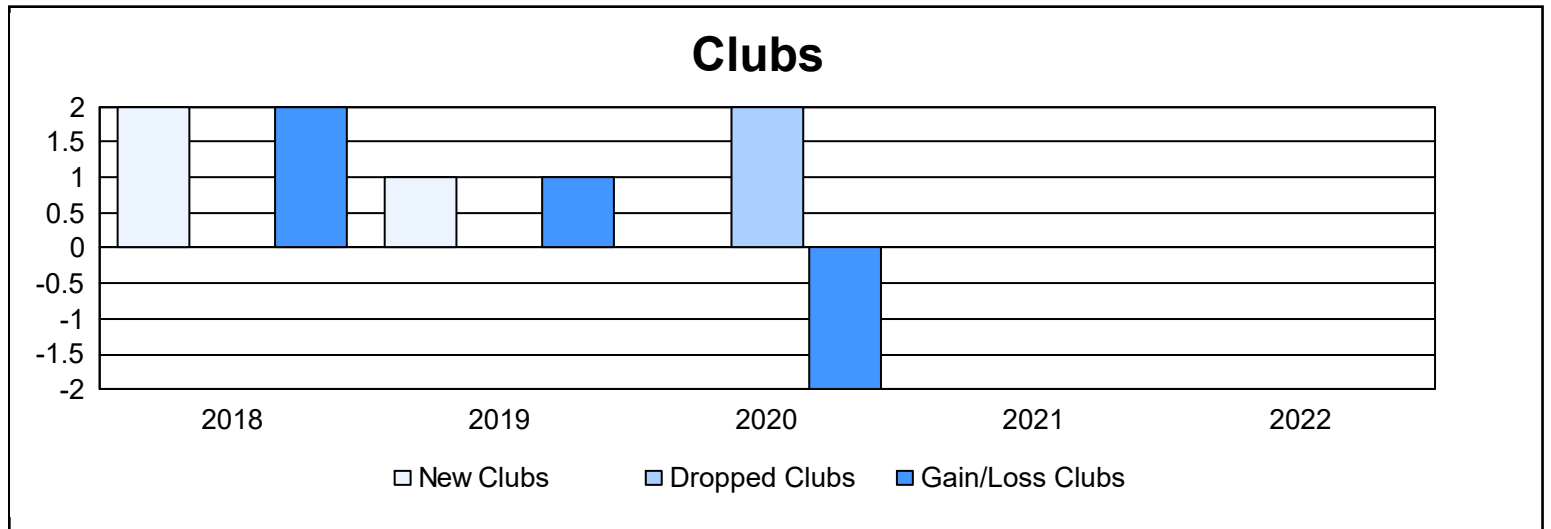
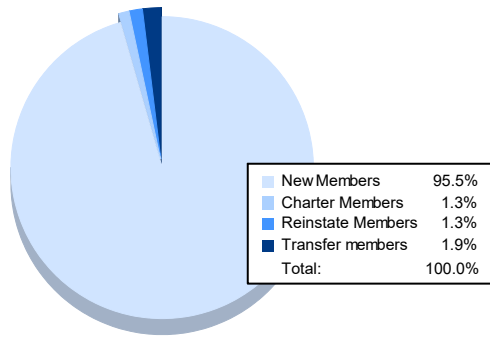


Year	New Clubs	Dropped Clubs	Gain/ Loss Clubs	New Members	Charter Members	Reinstate Members	Transfer Members	Total Member Added	Total Members Dropped	Gain/ Loss Members
2017-2018	2	0	2	117	43	14	1	175	229	-54
2018-2019	1	0	1	105	23	5	6	139	143	-4
2019-2020	0	2	-2	107	3	5	6	121	185	-64
2020-2021	0	0	0	113	1	5	5	124	135	-11
2021-2022	0	0	0	149	2	2	3	156	148	8
<b>Average</b>	<b>1</b>	<b>0</b>	<b>0</b>	<b>118</b>	<b>14</b>	<b>6</b>	<b>4</b>	<b>143</b>	<b>168</b>	<b>-25</b>



### Membership Composition June 2022 Cumulative



### Gender Composition June 2022 Cumulative

